

1914 - 18

World War I

1922

Shawnee Mission School
District Formed

1917

The Water Supply Company,
a private firm, began service
to what is now the city of
Mission.



1923

The Water Supply Company
incorporated as Shawnee
Mission Water Company.



1945

World War II ends

Population boom begins in
Johnson County

1941

The Kansas City
Suburban Water Company was
formed. It acquired Shawnee
Mission Water Company
properties for \$616,741.



1956

The Suburban Water Company opened a
well field and treatment plant near
Morris, Kansas. Designed for peak
summer loads, it was the first such facility
built for the company.



1960

Shawnee Mission Postal District Formed

1957

Customers: 24,883
Capacity: 9 million gallons a day (mgd)

1964 -65

Customers: 39,288
Capacity: 36 mgd




Water District No. 1 formed, Bonds issued



A new intake on the Kansas River was added, bringing capacity to 36 million gallons a day (mgd).



\$20,000,000 in revenue bonds financed the purchase, update and expansion of the Suburban Water Company system.



During the 70s

The number of persons who lived and worked in the county rose from 39% to 51%.

1972

Customers: 48,923
Capacity: 55 mgd

1976 -77

Customers: 52,700 - 54,321
Capacity: 55 mgd



Expansion increases capacity to 55 mgd.



Black & Veatch, consulting engineers, were hired in 1976 to prepare a comprehensive master plan. Their report, adopted by the District Board in 1977, concluded that an additional source of water supply on the Missouri River was necessary to meet future demands.



1980

The 1980 Census showed that 270,269 people lived in the county.

1991

During this time frame, mergers were completed with Rural Water Districts No. 2, 3 & 5 and the Kansas Water Company.

1984


Customers: 69,260
Capacity: 80 mgd.

Missouri River Intake was completed, adding 25 mgd to the existing 55 mgd of the system. By 1984, the Water District acquired the water systems of Lenexa and Lake Quivira.

1990

Customers: 94,889
Capacity: 105 mgd.

Phase II of the Master Expansion plan was completed by the summer of 1990, adding an additional 25 mgd to the District's treatment and pumping capacity.



1993

1992

Customers: 95,732
Capacity: 130 mgd.

Phase III of the Master Expansion Plan was completed in 1992, increasing the system capacity by 25 mgd.



1994

Customers: 102,664
Capacity: 130 mgd.


New Peak Management Rates implemented.



1995

Customers: 105,715
Capacity: 149 mgd.

Optimization of production facilities completed, adding an additional 19 mgd.



1998

New System usage record set August, 1997, of 117 mgd.

1999

Ground broken on new facility.

2003

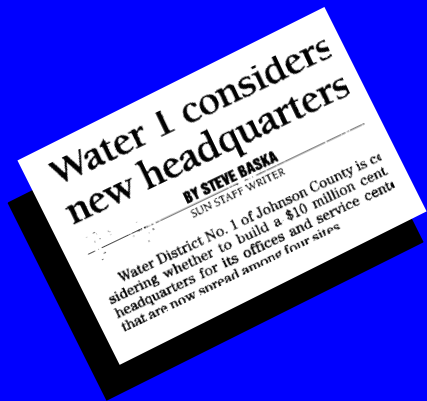
New System usage record set August, 2003, of 148 mgd.

1998

Customers: 111,645
Capacity: 165 mgd.

2001

Phase IV-(a) completed, increasing capacity to 165 mgd.



The new Byron N. Johnson Administrative Headquarters & Service Center Completed



2004

2007

**WaterOne Celebrates its
50th Anniversary**

**1st Runner-Up in AWWA's
Best Tasting Water Contest**

**Customers: 135,000
Capacity: 180 mgd.**

2010

**Phase IV-(b)
completed,
increasing
treatment and
pumping capacity
to 180 mgd.**

**Ground Broken
on Phase V Expansion
of Master Plan.**

**The Wolcott Treatment
Plant, Phase V-(a), was
completed, increasing
system capacity to 200 mgd.
New Lab also completed at
Hansen Treatment Plant.**

**Phase V-(b) projected to be completed in 2017,
increasing system capacity to 210 mgd.**

